

MEGHNA PETROLEUM LIMITED		
Statement of Financial Position		
As at 31 December 2020		
(Provisional and Un-audited)		
	31 December 2020	30 June 2020
	Taka	Taka
<b>Non-Current Assets</b>		
Property, Plant and Equipment	1,285,841,457	1,362,911,751
Capital Work-in-Progress	262,313,192	197,327,977
<b>Total Non-Current Assets</b>	<b>1,548,154,649</b>	<b>1,560,239,728</b>
<b>Current Assets</b>		
Short Term Investment (FDR)	8,849,554,275	8,607,458,629
Inventories	13,785,245,160	15,127,756,857
Trade and Other Receivables	8,096,475,296	8,701,825,518
Advances, Deposits and Pre-Payments	1,787,363,818	1,746,206,405
Cash and cash equivalents	21,874,332,457	20,325,045,911
<b>Total Current Assets</b>	<b>54,392,971,006</b>	<b>54,508,293,320</b>
<b>TOTAL ASSETS</b>	<b>55,941,125,655</b>	<b>56,068,533,048</b>
<b>EQUITY AND LIABILITIES</b>		
<b>Equity</b>		
Share Capital	1,082,161,080	1,082,161,080
Share Money Deposit	49,536,510	49,536,510
General Reserve	11,755,000,048	11,755,000,048
Retained Earnings	4,477,205,458	3,152,496,136
Equity attributable to owners of the Company	<b>17,363,903,096</b>	<b>16,039,193,774</b>
<b>Non-Current Liabilities</b>		
Defined Benefit Obligations - Gratuity	84,198,926	84,198,926
Deferred Tax Liabilities	48,442,124	43,877,273
Long Term Borrowing	64,406,498	64,406,498
<b>Total Non-Current Liabilities</b>	<b>197,047,548</b>	<b>192,482,697</b>
<b>Current Liabilities</b>		
Short Term Borrowing	9,898,268	9,898,268
Creditors & Accruals	36,636,285,130	38,525,158,759
Provision for WPPF and Welfare Fund	309,423,773	216,141,375
Unclaimed Dividend	79,143,824	113,325,550
Income Tax Payable	1,345,424,016	972,332,625
<b>Total Current Liabilities</b>	<b>38,380,175,011</b>	<b>39,836,856,577</b>
<b>Total Liabilities</b>	<b>38,577,222,559</b>	<b>40,029,339,274</b>
<b>TOTAL EQUITY AND LIABILITIES</b>	<b>55,941,125,655</b>	<b>56,068,533,048</b>
<b>Net Asset Value (NAV) Per Share - (Basic)</b>	<b>160.46</b>	<b>148.21</b>

  
Company Secretary

  
General Manager (A&F)

  
Managing Director

  
Director

  
Chairman


MEGHNA PETROLEUM LIMITED				
Statement of Profit or Loss and Other Comprehensive Income				
For the Half Year ended 31 December, 2020				
(Provisional and Un-audited)				
	Amount in Taka		Amount in Taka	
	July 01, 2020 to Dec. 31, 2020	July 01, 2019 to Dec. 31, 2019	Oct. 01, 2020 to Dec. 31, 2020	Oct. 01, 2019 to Dec. 31, 2019
Gross Earnings on Petroleum Products	1,112,351,929	1,062,719,295	560,830,957	506,361,491
Net Operational Gain / (Loss)	53,785,612	52,304,171	29,840,483	29,695,598
Net Earnings on Petroleum Products	1,166,137,541	1,115,023,466	590,671,440	536,057,089
Other Operating Income	151,293,710	135,259,087	77,999,231	64,154,057
<b>Total Income</b>	<b>1,317,431,251</b>	<b>1,250,282,553</b>	<b>668,670,671</b>	<b>600,211,146</b>
<b>Operating Expenses:</b>				
Administrative, selling and distribution expenses	(566,214,378)	(585,556,832)	(307,032,191)	(324,528,416)
Financial Expenses	(60,620,292)	(61,948,401)	(37,834,871)	(38,906,881)
Interest Payable to BPC	(69,693,802)	(64,918,987)	(37,959,145)	(32,606,543)
	(696,528,472)	(712,424,220)	(382,826,207)	(396,041,840)
<b>Total Operating Profit</b>	<b>620,902,779</b>	<b>537,858,333</b>	<b>285,844,464</b>	<b>204,169,306</b>
Non-operating Income	1,244,745,183	1,561,714,097	583,322,589	742,373,326
<b>Net Profit Before WPP&amp;WF</b>	<b>1,865,647,962</b>	<b>2,099,572,430</b>	<b>869,167,053</b>	<b>946,542,632</b>
Contribution to Workers' Profits Participation and Welfare Fund @ 5% on net	(93,282,398)	(104,978,622)	(43,458,353)	(47,327,132)
<b>Net Profit Before Income Tax</b>	<b>1,772,365,564</b>	<b>1,994,593,808</b>	<b>825,708,700</b>	<b>899,215,500</b>
Provision for Income tax:				
Current year tax	(443,091,391)	(498,648,452)	(206,427,175)	(224,803,875)
Deferred tax	(4,564,851)	(7,952,856)	(2,412,365)	(4,152,947)
	(447,656,242)	(506,601,308)	(208,839,540)	(228,956,822)
<b>Net Profit After Tax Transferred to Retained Earnings</b>	<b>1,324,709,322</b>	<b>1,487,992,500</b>	<b>616,869,160</b>	<b>670,258,678</b>
Earnings per share (EPS)-Basic	12.24	13.75	5.70	6.19
# Computed on 10,82,16,108 Shares				

  
Company Secretary

  
General Manager (A&F)


  
Managing Director


  
Director

  
Chairman

MEGHNA PETROLEUM LIMITED					
Statement of Changes in Equity					
For the Half Year ended 31 December, 2020					
(Provisional and Un-audited)					
Particulars	Amount in Taka				
	Share Capital	General Reserve	Share Money Deposit	Retained Earnings	Total Equity
Balance as on 1 July 2019	1,082,161,080	9,605,000,048	49,536,510	3,846,558,014	14,583,255,652
Net Profit after Tax for the Half Year ended 31 December, 2019	-	-	-	1,487,992,500	1,487,992,500
<b>Balance as at 31 December 2019</b>	<b>1,082,161,080</b>	<b>9,605,000,048</b>	<b>49,536,510</b>	<b>5,334,550,514</b>	<b>16,071,248,152</b>
Particulars	Share Capital	General Reserve	Share Money Deposit	Retained Earnings	Total Equity
Balance as on 1st July 2019	1,082,161,080	9,605,000,048	49,536,510	3,846,558,014	14,583,255,652
Cash Dividend Paid During the Year	-	-	-	(1,623,241,620)	(1,623,241,620)
Transferred to General Reserve	-	2,150,000,000	-	(2,150,000,000)	-
Net Profit after Tax for the Year 2019-2020	-	-	-	3,079,179,742	3,079,179,742
<b>Balance as at 30 June 2020</b>	<b>1,082,161,080</b>	<b>11,755,000,048</b>	<b>49,536,510</b>	<b>3,152,496,136</b>	<b>16,039,193,774</b>
Balance as on 1 July 2020	1,082,161,080	11,755,000,048	49,536,510	3,152,496,136	16,039,193,774
Net Profit after Tax for the Half Year ended 31 December, 2020	-	-	-	1,324,709,322	1,324,709,322
<b>Balance as at 31 December 2020</b>	<b>1,082,161,080</b>	<b>11,755,000,048</b>	<b>49,536,510</b>	<b>4,477,205,458</b>	<b>17,363,903,096</b>

  
Company Secretary

  
General Manager (A&F)

  
Managing Director

  
Director

  
Chairman

MEGHNA PETROLEUM LIMITED		
Statement of Cash Flows		
For the Half Year ended 31 December, 2020		
(Provisional and Un-audited)		
	Amount in Taka	Amount in Taka
	July 01, 2020 to December 31, 2020	July 01, 2019 to December 31, 2019
<b>A. Cash Flows from Operating Activities:</b>		
Cash received from Customers	85,918,570,878	83,583,647,663
Cash Received from Operating & Non-Operating income	1,395,038,893	1,696,973,184
Cash Paid to suppliers, Employees and Others	(82,189,452,109)	(80,520,928,368)
Cash Payment for Financial Expenses	(60,620,292)	(61,948,401)
Income tax paid	(70,000,000)	(80,000,000)
<b>Net Cash Generated by Operating Activities</b>	<b>4,993,537,370</b>	<b>4,617,744,078</b>
<b>B. Cash Flows from Investing Activities:</b>		
Capital Expenditure	(64,985,215)	(87,531,717)
Short Term Investments	(3,345,083,883)	(2,970,000,000)
<b>Net Cash Used in Investing Activities</b>	<b>(3,410,069,098)</b>	<b>(3,057,531,717)</b>
<b>C. Cash Flows from Financing Activities:</b>		
Dividend Paid	(34,181,726)	(668,759)
<b>Net Cash Used in Financing Activities</b>	<b>(34,181,726)</b>	<b>(668,759)</b>
<b>D. Net increase of cash and cash equivalents during the period (A+B+C)</b>	<b>1,549,286,546</b>	<b>1,559,543,602</b>
<b>E. Operating Cash and cash equivalents</b>	<b>20,325,045,911</b>	<b>22,691,399,691</b>
<b>F. Closing Cash and cash equivalents (D+E)</b>	<b>21,874,332,457</b>	<b>24,250,943,293</b>
<b>Net Operating Cash Flow Per Share (NOCFPS) -Basic</b>	<b>46.14</b>	<b>42.67</b>

  
Company Secretary

  
General Manager (A&F)

  
Managing Director

  
Director

  
Chairman