


**MEGHNA PETROLEUM LIMITED**  
Statement of Financial Position  
As at 30 September 2018

	30 September 2018 Taka	30 June 2018 Taka
<b>ASSETS</b>		
<b>Non Current Assets</b>		
Property, Plant and Equipment	1,309,491,561	1,344,573,030
Capital Work-in-Progress	111,331,258	76,043,662
Goodwill	14,539,823	16,616,941
<b>Total Non-Current Assets</b>	<b>1,435,362,642</b>	<b>1,437,233,633</b>
<b>Current Assets</b>		
Short Term Investments (FDR)	17,588,455,549	13,918,455,549
Inventories	14,208,520,143	13,818,103,299
Trade and Other Receivables	45,313,123,622	39,938,770,970
Advances, Deposits and Pre-Payments	1,868,184,427	1,813,478,320
Cash and cash equivalents	25,586,698,442	29,897,925,691
<b>Total Current Assets</b>	<b>104,564,982,183</b>	<b>99,386,733,829</b>
<b>TOTAL ASSETS</b>	<b>106,000,344,825</b>	<b>100,823,967,462</b>
<b>EQUITY AND LIABILITIES</b>		
<b>Equity</b>		
Share Capital	1,082,161,080	1,082,161,080
Share Money Deposit	49,536,510	49,536,510
General Reserve	7,505,000,048	7,505,000,048
Retained Earnings	4,535,054,647	3,662,446,392
Equity attributable to owners of the Company	<b>13,171,752,285</b>	<b>12,299,144,030</b>
<b>Non-Current Liabilities</b>		
Defined Benefit Obligations - Gratuity	90,651,076	70,651,076
Deferred Tax Liabilities	37,495,410	27,716,018
Long Term Borrowing	74,304,766	74,304,766
<b>Total Non-Current Liabilities</b>	<b>202,451,252</b>	<b>172,671,860</b>
<b>Current Liabilities</b>		
Creditors & Accruals	91,075,168,363	86,991,374,816
Provision for WPPF and Welfare Fund	307,836,671	245,914,731
Unclaimed Dividend	71,658,484	72,335,916
Income Tax Payable	1,171,477,770	1,042,526,109
<b>Total Current Liabilities</b>	<b>92,626,141,289</b>	<b>88,352,151,572</b>
<b>Total Liabilities</b>	<b>92,828,592,540</b>	<b>88,524,823,432</b>
<b>TOTAL EQUITY AND LIABILITIES</b>	<b>106,000,344,825</b>	<b>100,823,967,462</b>
Net Asset Value (NAV) Per Share - (Basic)	121.26	113.20

  
 Company Secretary    General Manager(A&F)    Managing Director    Director    Chairman


**MEGHNA PETROLEUM LIMITED**  
Statement of Comprehensive Income  
For the 1st Quarter ended 30 September 2018

	July 01, 2018 to Sept. 30, 2018	July 01, 2017 to Sept. 30, 2017
<b>Gross Earnings on Petroleum Products</b>	<b>585,775,981</b>	<b>553,601,981</b>
Net Operational Gain / (Loss)	20,220,650	15,608,430
<b>Net Earnings on Petroleum Products</b>	<b>605,996,631</b>	<b>569,210,411</b>
Other Operating Income	59,516,990	57,065,955
<b>Total Income</b>	<b>665,513,621</b>	<b>626,276,366</b>
<b>Operating Expenses:</b>		
Administrative, selling and distribution expenses	(286,036,617)	(259,910,790)
Financial Expenses	(27,405,364)	(18,070,429)
Interest Expenses through BPC	(38,074,265)	(33,172,941)
	(351,516,246)	(311,154,160)
<b>Total Operating Profit</b>	<b>313,997,375</b>	<b>315,122,206</b>
Non-Operating Income	924,441,427	616,847,592
<b>Net Profit Before WPP&amp;WF</b>	<b>1,238,438,802</b>	<b>931,969,798</b>
Contribution to Workers' Profits Participation and Welfare Fund @5% on net profit	(61,921,940)	(46,598,490)
<b>Net Profit Before Income Tax</b>	<b>1,176,516,862</b>	<b>885,371,308</b>
<b>Income tax (expenses)/ benefits:</b>		
Current tax	(294,129,215)	(221,342,827)
Deferred tax	(9,779,392)	(10,945,215)
	(303,908,607)	(232,288,042)
<b>Net Profit After Tax Transferred to Retained Earnings</b>	<b>872,608,255</b>	<b>653,083,266</b>
Other Comprehensive Income	-	-
<b>Total Comprehensive Income</b>	<b>872,608,255</b>	<b>653,083,266</b>
<b>Earnings per share (EPS) - Basic</b>	<b>8.06</b>	<b>6.03</b>
Computed on 108,216,108 Shares		

  
 Company Secretary    General Manager(A&F)    Managing Director    Director    Chairman


**MEGHNA PETROLEUM LIMITED**  
Statement of Changes in Equity  
For the 1st Quarter ended 30 September 2018

Particulars	Amount in Taka			
	Share Capital	General Reserve	Retained Earnings	Total Equity
Balance as on 1st July 2017	1,082,161,080	6,505,000,048	2,248,722,894	9,835,884,022
Cash Dividend Paid During the Year	-	-	(1,190,377,188)	(1,190,377,188)
Transferred to General Reserve	-	1,000,000,000	(1,000,000,000)	-
Net Profit after Tax for the Year 2017-2018	-	-	3,604,100,686	3,604,100,686
Balance as at 30 June 2018	1,082,161,080	7,505,000,048	3,662,446,392	12,249,607,520
Balance as on 1 July 2018	1,082,161,080	7,505,000,048	3,662,446,392	12,249,607,520
Cash Dividend Paid During the Year	-	-	-	-
Transferred to General Reserve	-	-	-	-
Net Profit after Tax for the 1st Qtr. ended 30 Sept. 2018	-	-	872,608,255	872,608,255
Balance as at 30 September 2018	1,082,161,080	7,505,000,048	4,535,054,647	13,122,215,775

  
 Company Secretary    General Manager(A&F)    Managing Director    Director    Chairman

**MEGHNA PETROLEUM LIMITED**  
Statement of Cash Flows  
For the 1st Quarter ended 30 September 2018

	July 01, 2018 to September 30, 2018	July 01, 2017 to September 30, 2017
<b>A. Cash Flows from Operating Activities:</b>		
Cash received from Customers	48,030,344,069	42,042,490,800
Cash Received from Non-Operating income	924,441,427	673,913,547
Cash Paid to suppliers, Employees and Others	(43,444,568,088)	(37,668,224,034)
Cash Paid for Financial Expenses	(65,479,629)	(51,243,370)
Income tax paid	(50,000,000)	(20,000,000)
<b>Net Cash Generated by Operating Activities</b>	<b>5,394,737,779</b>	<b>4,976,936,943</b>
<b>B. Cash Flows from Investing Activities:</b>		
Capital Expenditures	(35,287,596)	(43,520,153)
Short Term Investments	(9,670,000,000)	(4,220,000,000)
<b>Net cash Used in Investing Activities</b>	<b>(9,705,287,596)</b>	<b>(4,263,520,153)</b>
<b>C. Cash Flows from Financing Activities:</b>		
Dividend Paid	(677,432)	(1,542,541)
<b>Net cash Used in Financing Activities</b>	<b>(677,432)</b>	<b>(1,542,541)</b>
<b>D. Net increase of Cash and Cash Equivalents during the period (A+B+C)</b>	<b>(4,311,227,249)</b>	<b>711,874,249</b>
E. Opening Cash and Cash Equivalents	29,897,925,691	25,550,831,619
F. Closing Cash and Cash Equivalents (D+E)	25,586,698,442	26,262,705,868
<b>Net Operating Cash Flow Per Share(NOCFPS) - Basic</b>	<b>49.85</b>	<b>45.99</b>

  
 Company Secretary    General Manager(A&F)    Managing Director    Director    Chairman